


StatNano Releases World Ranking of ISI Indexed Nano-Articles in 2015



2016-01-02



The statistics published on statNano database website showed that a sum total of 130,623 ISI indexed nano-articles were published across the world in 2015 which indicated a growth of 1.6% compared to 2014.

The ISI indexed nano-articles possess a share of 9.6% of all ISI indexed articles published in 2015.

China, the US and [India](#) possess the top three ranks in the publication of nano-articles in 2015 by publishing 44,493, 21,750, and 9,867 articles respectively. A growth of 7.99% and 0.5% is observed in the number of nano-articles published by [China](#) and [India](#) in 2015 compared with 2014 while a decrease of 2.65% is seen in the number of nano-articles published by the US.


Table 1 lists the top 20 countries in the publication of ISI indexed nano-articles in 2015.

No.	Country	No. Nano-Articles
1	▼ China	44,493
2	▼ USA	21,750
3	▼ India	9,867
4	▼ South Korea	8,296
5	▼ Germany	7,602
6	▼ Japan	6,796

7	▼ Iran	6,160
8	▼ France	5,166
9	 UK	4,424
10	▼ Russia	3,842
11	▼ Spain	3,786
12	▼ Italy	3,757
13	▼ Australia	3,299
14	▼ Canada	2,999
15	▼ Taiwan	2,937
16	▼ Singapore	2,266
17	▼ Saudi Arabia	2,250
18	▼ Poland	2,077
19	▼ Brazil	1,977
20	 Turkey	1,734

[Iran](#) ranks first in nanoscience generation considering the local share index by having a percentage of 22.87, while [Moldova](#) and [Singapore](#) possess the next ranks with 22.37% and 19.34%, respectively.

Table 2 presents the top 20 countries in this indicator.




No.	Country	Local Share
1	▼ Iran	22.87
2	 Moldova	22.37
3	▼ Singapore	19.34

4	▼ Saudi Arabia	18.69
5	 Bahrain	18.41
6	▼ India	17.87
7	▼ China	17.25
8	 Tajikistan	16.92
9	▼ Belarus	16.57
10	 Iraq	16.21
11	▼ Ukraine	15.99
12	▼ South Korea	15.92
13	▼ Malaysia	15.02
14	 Latvia	14.47
15	 North Korea	14.29
16	▼ Egypt	13.36
17	▼ Romania	12.91
18	▼ Vietnam	12.61
19	▼ Russia	12.54
20	 Pakistan	12.51

A sum total of 1,360,520 ISI indexed articles have been published in 2015, which shows a decrease of 4.42% in comparison with 2014. The US, [China](#) and Germany have published the highest number of ISI indexed articles among all other countries.

Table 3 lists the top 20 countries in the publication of articles.

No.	Country	No. Articles
1	▼ USA	346,492

2	▼ China	257,921
3	▼ Germany	94,224
4	 UK	88,718
5	▼ Japan	69,567
6	▼ France	64,400
7	▼ Canada	59,050
8	▼ Italy	57,121
9	▼ India	55,222
10	▼ Australia	53,919
11	▼ South Korea	52,098
12	▼ Spain	51,660
13	▼ Brazil	37,689
14	▼ Netherlands	33,929
15	▼ Russia	30,647
16	▼ Iran	26,935
17	 Turkey	25,544
18	▼ Switzerland	25,513
19	▼ Poland	23,812
20	 Sweden	23,701

[Click here](#) for detailed statistics and comparison of countries on StatNano website.